

Features

Easy repeater access

Features manual shift and offset direction setting plus preset and programmable auto-repeater settings. Includes 4 tone-burst tones.

Versatile memory functions

Includes 1,000 memory channels in 10 banks, 100 right-only/100 left-only memories, 100 dual memories, 5 pairs of programmed-scan channels, and 2 call channels. All memory channels can hold output setting, tones, LCD display color selections and more.

Easy-to-Read Display

Large LCD screen offers adjustable display brightness, color and contrast along with 6-character alphanumeric tags, a brightness timer that boosts light levels temporarily when keys are engaged and a "scan light" feature that increases brightness for two seconds when scanning stops.

Convenient Receiver Functions

Includes popular functions such as pager (icon and beep tones), extended receive, aviation and utility monitoring on VHF and UHF frequencies, a variety of selectable channel steps, CTCSS/DCS capabilities for selective monitoring, a 10dB RX attenuator, sub-band mute, reception image rejection and auto-power-off.

Advanced Transmitting Features

Valued by many seasoned operators, these features are part of the set mode menu that includes time-out-timer and busy channel lockout as well as an adjustable mid-power output level, microphone gain adjustment and cross-band repeat (T model only)*.

Selectable Scan Modes

Choose from a variety of scan modes that include VFO, memory, programmed or priority scans with busy and timed modes, CTCSS/DCS tone detection and memory scans with "skip" and "favorite" settings. (Utility software required for priority scan setting.)

Popular Features

Other popular features include single-band mode, a restore function that recalls set-mode settings even after a complete reset, five different reset modes (system, complete, VFO, memory and color resets), cable-cloning and utility software.

Specifications

General

Frequency range	TX: T VHF 144.00 - 147.995MHz / UHF 430.00 - 449.995MHz TX: E 144.00 - 145.995MHz / 430.00 - 439.995MHz RX: 108.000~173.995MHz, 400.000~479.995MHz
Modulation	16K0F3E(FM)/8K50F3E(Narrow FM)/F1E(digital voice)/F2D(1200bps)/A3E(T&E / RX only)
Channel Steps	5, 6.25, 8.33, 10, 12.5, 15, 20, 25, 30, 50, 100KHz
Memory channels	Free-programmable 1000ch / R+L 100ch each / dual 100ch VHF CALL / UHF CALL 1ch each / 5 pairs program scan
Antenna impedance	50 Ω unbalanced
Freq.stability	±2.5ppm (TCXO : -10°C~+60°C)
Power Supply Requirement	13.8V DC ±15% Negative ground
Current Drain (Approx.)	12A TX high / 0.6A RX max. / 0.4A RX squelched
Usable temperature range	-10°C to +60°C (14F to 140F)
Dimensions (Approx.)	140mm(W) X 60mm(H) X 188mm(D) or 5.5 x 2.4 x 7.4 inches
Weight (Approx.)	Approx. 1.3kg or 45.9oz

* F1E(GMSK) optional with EJ-47U board.

* Restrictions may apply to frequency combinations for Full-duplex QSO.



Transmitter

Output (Approx.)	High 50W / Mid 20W / Low 5W
Modulation System	Variable Reactance Frequency Modulation
Max.Frequency Deviation	±5KHz (FM) ±2.5KHz (NFM)
Spurious emissions	Less than -60dB
Microphone impedance	2k Ω

Receiver

Receive system	Double Conversion Superheterodyne
Intermediate Frequencies	VHF main : 21.7MHz/450KHz UHF main : 30.85MHz/455kHz
Sensitivity(-12dB SINAD)	-14dBu(0.20uV) or better
Squelch	-18 dBu (0.1uV) or less
Selectivity	Wide FM : (-6dB) : 15kHz or less / (-50dB) : 30kHz or less Narrow FM : (-6dB) : 9kHz or more / (-50dB) : 20kHz or less
Audio Output	2W or more (8 Ω 10% THD)

Specifications and contents on this brochure subject to change without notice or obligation. Cellular frequencies blocked on T-version.


Standard accessories




Plain Microphone
(EMS78 or EMS79
depending on version)
EMS-78



DTMF Microphone
EMS-79




DC cable UA38Y
UA-0038Y



Bracket Hardware
Pack ADFM78
FM-0078Z

Optional accessories



Digital modulation
unit
EJ-47U



Control head
separation kit
EDS-30



8-pin microphone
adapter
EDS-8



USB computer
interface cable
ERW-7

No part of this document may be reproduced, copied, translated or transcribed in any form or by any means without the prior written permission of Alinco, Inc., Osaka, Japan. All brand names and trademarks are the property of their respective owners. Alinco cannot be liable for pictorial or typographical inaccuracies.

Authorized Dealer:

Copyright Alinco, Inc., Osaka, Japan. All rights reserved. Although Alinco has designed this brochure to be as accurate and comprehensive as possible, we reserve the right to make changes at any time to our equipment line, optional accessories, specifications, standard accessories, or availability of any such devices we manufacture and distribute. Please note that certain products and accessories may not be available in all countries of distribution therefore consult your Authorized Alinco Dealer for product availability and pricing. Specifications apply only to ham bands unless otherwise specified. Colors of images herein may appear slightly different from actual products due to print. Permits required for MARS use.

ALINCO, INC. Electronics Division

Yodoyabashi Dai-Bldg 13F, 4-4-9 Koraihashi,
Chuo-ku, Osaka 541-0043 Japan
Phone: 06-7636-2362 Fax: 06-6208-3802
http://www.ALINCO.com
E-mail: export@alinco.co.jp

FNFNEJNE-PE
Ver.1.0.0 735TA
Printed in Japan

ALINCO

Quality. Style. Performance!

144/430MHz Twinband FM Transceiver

DR-735T/E/TA

Beautifully Simple
and
Simply Beautiful.



An amateur radio license is required to operate this device.

www.ALINCO.com

Choose Your Display Color!

Alinco gives you a rainbow of options to customize your simple, easy to use radio.



144/430MHz Twinband FM Transceiver

DR-735_{TFC}/E_{CE}/TA



The main features of DR-735

The Alinco DR-735 features eight full color LEDs enabling you to customize your display colors! Using 10 standard colors plus 6 color memory channels in the set mode, the DR-735 lets you assign different colors for different functions. For example, you can designate one color to the right VFO and a different color to the left VFO or add them to memory so you can see at a glance which memory bank you are using. It's your choice whether to use blue for VHF memories, pink for local repeaters, green for aviation channels or yellow for UHF channels. And, you can set the status colors for TX/RX/Standby separately. You can also select 2 animated multi-color displays.

This "beautifully simple" radio has fully independent keys and dials to deliver true dual-band operation. The removable front panel can be remotely mounted or inverted for optimal speaker placement. Building on Alinco's reputation for simple operating commands and straight-forward key design, the DR-735 is a radio you can start enjoying from the moment you power up.

- Full-duplex receiver enables simultaneous TX/RX within 144/440MHz bands as well as V/V and U/U receiver capability. Fully independent frequency, audio level and squelch knobs for right and left VFOs make it seem more like operating two monoband radios rather than a dual band transceiver.
- Simply press the volume knob to select the VFO you wish to use for transmitting.
- Cross-band repeater function available on all DR-735T radios.
(Be sure to observe all regulations applicable to cross-band operation.)
- Computer programmable with free software available for download at www.alinco.com
- "Set Mode" menus are divided into basic and advanced, allowing you to assign less frequently used modes such as auto power off or busy channel lockout to set and forget. That makes it easier to access the menus you use more often, such as scan mode and pager settings.
- Large heatsink and quiet fan for stability while operating
- Wide and narrow ceramic filters enable true narrow band operation
- Two speaker ports located on the back of the unit allow you to separate signals by both right and left sides or by internal or external speakers using audio from a single external source.

